

May Developer Newsletter

New Thumbnail Control in the Imaging Toolkit!

Black Ice announces a new Thumbnail control for the Image SDK and the Document Imaging SDK products. These articles will discuss the thumbnail control visual interface portion. The June newsletter will dis-

cuss the low level interface of the Thumbnail control and several new features currently not available.

The Thumbnail control allows and supports the browsing of directories to

display images in thumbnail format. Users can set parameters for the thumbnail window to control the appearance of thumbnail images. The Thumbnail control supports selection by image formats and

(Continued on page 2)

Inside this issue:

New Thumbnail Control in the Imaging Toolkit.	1
New File Name Generation Method for the Printer Driver.	1
New Fax C++ Brooktrout Install Coming.	1
Imaging Tips and Tricks: Thumbnail Control C++ Sample Code	3



The BLACK ICE NEWSLETTER is published by Black Ice Software, LLC. The contents of this newsletter in its entirety are Copyright © 2006 by Black Ice Software, LLC. 292 Route 101, Salzburg Square, Amherst, NH 03031, USA. Black Ice Software, Inc. does hereby give permission to reproduce material contained in this newsletter, provided credit is given to the source, and a copy of the publication that the material appears in is sent to Black Ice Software at the above address.

Phone: (603) 673-1019

Fax: (603) 672-4112

Sales@blackice.com

www.blackice.com

HKEY_CURRENT_USER FileName Generation in Printer Driver!

The Black Ice printer drivers provide the developers seven filename generation methods. These methods can be used to programmatically control the generated file name in one form to another. The users can specify the filename generation method on the "Printing Preferences" dialog (open printing preferences and click on the "Filename Generation" tab).

The seven filename generation methods can be grouped into three categories:

1. Prefix and extension
2. Exact filename
3. Use document name

Prefix and extension

In this case the filename of the printed image is generated from random characters. You can specify the first three characters and the extension. The file extension will either be the default format extension or can be a custom extension.

The generated filename is:

Specified file prefix + random generated numbers + specified file extension

If you choose this filename generation method the generated filename

must be random and unique in the file output directory. This method is best used when the developer wants to ensure that files are not overwritten.

Exact filename

The printer driver generates the image to the specified filename. In this case you can specify the exact path and filename of the printed image. Additionally, using the "Exact filename" option in conjunction with the "Keep existing files" checkbox allows multiple print jobs (documents) to be merged together. When the "Keep existing

(Continued on page 2)

New Fax C++ Brooktrout Install Process

For those customers using analog or digital Brooktrout 1034 fax boards, in conjunction with the Fax C++, Black Ice Software has updated our installation process in the new release of the Fax C++ version 12.14. Black Ice

Software streamlined and simplified the installation process for installing TR1034 fax boards. The new help system provides a step by step instruction what components and how to install the Brooktrout 1034 fax board with

the Fax C++. Developers can save considerable time when creating their own product installation integrated with the Fax C++. The new version of 12.14 is available from our website to download.

(File Name Generation Continued from page 1) files” option is turned on, the printer driver will append the new pages to the existing file. The file format used must be a multi page format such as TIFF, PCX or PDF.

Use document name

In this case the printer driver will use the document name supplied by the printing application exactly as it is passed to the printer driver.

BlackIceDEVMODE, Registry, INI file

The printer driver can take the information of the filename generation method from three different places:

•**From the BlackIceDEVMODE structure.** You can specify it programmatically or through user interface.

•**From the registry.** You can save the information to the registry. You can use the HKEY_LOCAL_MACHINE and HKEY_CURRENT_USER for this. If you use HKEY_CURRENT_USER, all users on the computer can specify their own settings. For example: The administrator sets the filename generation method to “Exact filename from the registry” and sets the registry path to HKEY_CURRENT_USER\Software\123. Create this path in the registry and specify the filename. (Figure 1) In this case when the administrator prints, the generated filename will be

administrator.jpg. If a user sets the filename generation method to “Exact filename from the registry” and sets the registry path to HKEY_CURRENT_USER\Software\123, another filename can be specified, for example user1.jpg.

•**From an INI file.** In this case the information of the filename generation is method stored in an INI file. The driver will search the INI file for a section with the printer’s name. For example: If you choose the “Exact filename from the INI file” option and you have Black Ice Color printer installed, the INI file can contain the following:

```
[Black Ice Color]
File name=C:\output\image.jpg
```

“If you use HKEY_CURRENT_USER, all users on the computer can specify their own settings.”

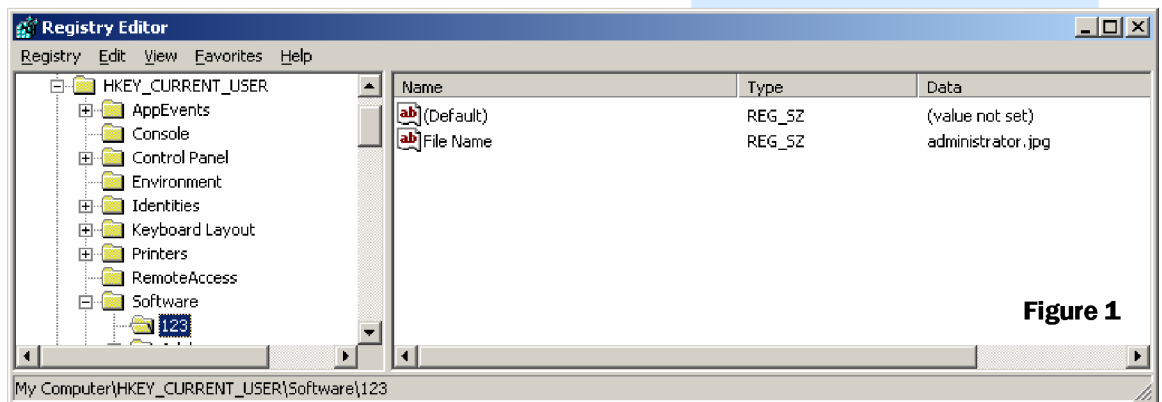


Figure 1

(Thumbnail Continued from page 1) sorting by file information. The Thumbnail control supports selection and multi selection modes of displayed images to be processed by an application, such as moving the images. The Thumbnail control can display 14 image formats that are supported by Black Ice.

The following screen shot (Figure 2) shows the appearance of The Thumbnail Control.

(Continued on page 3)

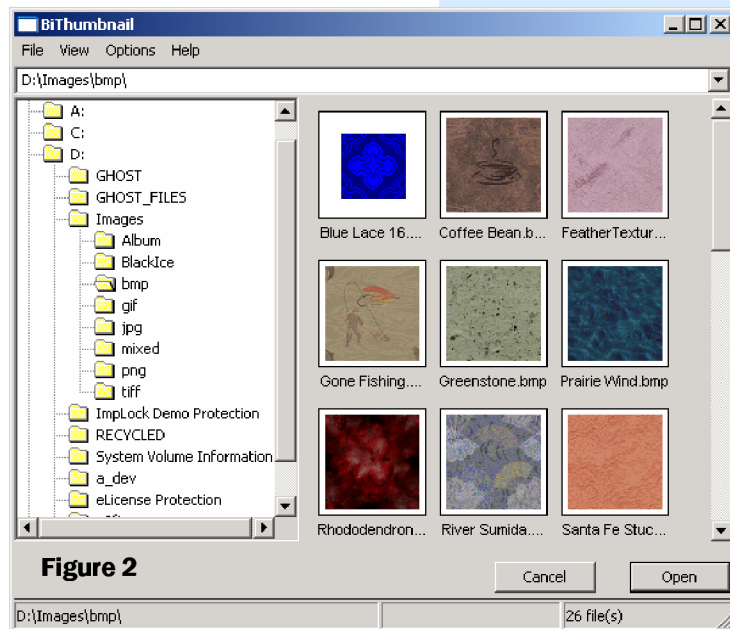
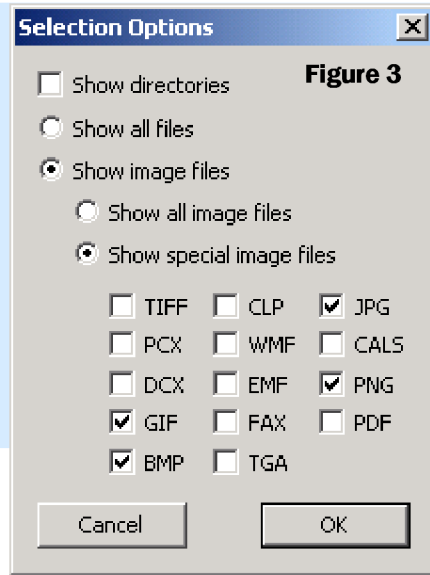


Figure 2

The user can set options for appearance and functionality. For example, the following figure (Figure 3) shows the supported selection options.

The Thumbnail control is an important tool for visual applications, for browsing images in a directory, for searching, or to manage a large number of images in a directory.

A future version of the thumbnail control will contain lower lever service calls such as recursive browsing (that searches subdirectories too).



Imaging Tips and Tricks: Thumbnail Control C++ Sample Code

The following is a C++ sample code display of the thumbnail browser dialog window, and it handles the paths of selected images. Users must include BiThumbnail.h and use BiThumbnail.lib and BiThumbnail.dll. The Thumbnail control comes with sample code for several languages such as VB, VB.NET, C#, J# and Delphi.

```
#include "BiThumbnail.h"
...
    BiThumbnailDlg dlg(this);

    // display dialog window
    INT_PTR ret = dlg.DisplayThumbnailDlg();

    // check error code
    if(dlg.GetLastThumbnailError()){
        CString str;
        str.Format("Error code:%i\n%s",
dlg.GetLastThumbnailError(),
dlg.GetThumbnailErrorString().c_str());
        AfxMessageBox(str);
    }

    if( ret == IDOK ){
        // show selected image list
        CString str;
        int numOfItems = dlg.GetNumOfSelectedItem();
        for(int i=0; i<numOfItems; ++i){
            int buffSize = 255;
            char strPath[255];
            if(!dlg.GetSelectedItem(i, buffSize, strPath)){
                CString strTmp(str);
                str.Format("%s\n", strTmp, strPath);
            }else{
                AfxMessageBox(
"String buffer size is too small!");
            }
        }


        AfxMessageBox(str);
    }
}
```

“The later version of thumbnails control will contain lower lever services calls such as recursive browsing (that search in subdirectories too).”



292 Route 101
Amherst, NH, 03031
Phone: 603-673-1019
Fax: 603-672-4112
E-mail: sales@blackice.com

Presorted Standard
US Postage
PAID
Permit No. 425
Manchester, NH



Inside

New Thumbnail Control in the Imaging Toolkit,
New File Name Generation Method for the Printer
Driver, New Fax C++ Brooktrout Install Coming,
Imaging Tips and Tricks: Thumbnail Control C++
Sample code

Time to upgrade?



Latest Version Numbers

Printer Drivers

Printer Drivers for ME/98/95 Monochrome, Color, ColorPlus, EMF, PDF	5.81	4/13/06
Printer Drivers for XP/2000/NT Color, ColorPlus, EMF, Monochrome, PDF	9.83	4/13/06
Printer Drivers for 2003, Citrix and Terminal Serv- ers Color, ColorPlus, EMF, Monochrome, PDF	9.83	4/13/06

Free Software

Impact ColorFax Lite	7.01	02/28/06
Tiff Viewer Plug-in - Free Version	6.40	3/15/06
ModemWeasel	2.00	8/01/02

Internet Tools

Print2Email	5.10	3/16/06
Tiff Viewer Plug-in - Complete	6.40	3/15/06
Print Monitoring Server	3.00	9/16/04
ePrintAnywhere	2.41	2/28/06
Voice2Email	2.00	10/01/05

Fax C++/ActiveX	12.14	4/1/06
Voice C++/ActiveX	12.14	4/1/06
Document Imaging SDK/ActiveX	10.56	04/04/06
PDF Plug-in	10.56	04/04/06
Annotation SDK/ActiveX	10.56	04/04/06
Image SDK/ActiveX	10.56	04/04/06
Tiff SDK/ActiveX	10.56	04/04/06
Cover Page Generator SDK/ActiveX	10.56	04/04/06
Barcode SDK/ActiveX	4.42	3/28/06

Impact Products

Impact Fax Server	7.00	04/11/06
Impact Fax Broadcast	5.00	9/01/05
Impact Fax on Demand	4.06	12/01/00
Impact ColorFax	7.01	2/28/06
Drag and Drop Printing	2.00	12/24/02